




Form G Recreation and Playground Equipment, Accessories, and Supplies

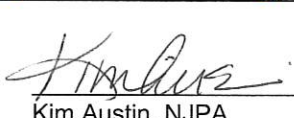
Possible Points	All-American Arena Products	American Ramp Company	BCI Burke Company, LLC	Becker Arena Products, Inc.	Clearspan Fabric Structures International, Inc. (CSFSI)	CXT Inc	Designline Products Group	DuraPlay, Inc.	ExoFit Outdoor Fitness	FlexGround, LLC	Frank J. Zamboni & Co., Inc.	
Conformance to Terms/ Conditions to Include Documentation	50	43	42	43	43	42	42	39	27	40	41	36
Pricing	400	309	324	312	304	330	328	296	253	299	321	323
Financial, Industry and Marketplace Successes	75	57	60	60	60	61	59	50	49	52	54	61
Bidder's Ability to Sell/ Service Contract Nationally	100	75	83	72	82	80	71	61	54	61	69	83
Bidder's Marketing Plan	50	41	42	41	42	45	42	37	31	36	40	40
Value Added Attributes	75	61	63	62	62	62	62	55	52	55	56	60
Warranty Coverages and Information	50	41	39	43	43	45	43	41	30	41	41	41
Selection and Variety of Products and Services Offered	200	166	168	164	172	156	159	151	148	134	151	161
Total Points	1,000	793	821	797	808	821	806	730	644	718	773	805
Rank Order		16.5	6.5	15	9	6.5	11.5	29	32	31	22.5	13


Possible Points	Greenfields Outdoor Fitness, Inc.	Landscape Structures Inc.	North West Rubber	Parkitect, LLC	Playcraft Systems	PlayPower, Inc.	Poligon by PorterCorp	Public Restroom Company	Rain Drop Products, LLC	RCP Shelters, Inc.	RubbeRecycle, LLC	
Conformance to Terms/ Conditions to Include Documentation	50	39	42	42	40	45	46	41	43	41	40	
Pricing	400	308	311	326	323	306	348	299	331	313	310	
Financial, Industry and Marketplace Successes	75	57	59	62	50	54	64	59	61	63	61	
Bidder's Ability to Sell/ Service Contract Nationally	100	75	78	82	64	74	90	69	80	68	81	
Bidder's Marketing Plan	50	42	42	41	37	39	44	39	44	41	38	
Value Added Attributes	75	62	63	63	55	62	65	66	63	65	65	
Warranty Coverages and Information	50	43	43	46	40	43	44	42	44	41	46	
Selection and Variety of Products and Services Offered	200	152	170	146	126	163	180	147	156	143	165	
Total Points	1,000	778	808	808	735	781	880	759	824	773	806	
Rank Order		20	9	9	28	19	1	2	26	5	22.5	11.5


Possible Points	School Specialty, Inc	Shade 'N' Net	Shade Systems, Inc.	Sof Surfaces, Inc.	Spohn Ranch, Inc.	Surface America	The Fibar Group, LLC	TriActive America	Vortex USA	Waterplay Solutions Corp.	
Conformance to Terms/ Conditions to Include Documentation	50	39	39	38	43	43	37	33	36	41	43
Pricing	400	315	307	303	336	336	311	323	288	294	305
Financial, Industry and Marketplace Successes	75	60	61	58	67	66	60	64	57	66	64
Bidder's Ability to Sell/ Service Contract Nationally	100	77	71	68	82	79	64	82	71	81	80
Bidder's Marketing Plan	50	38	40	37	44	45	40	38	39	42	44
Value Added Attributes	75	61	63	53	63	68	58	60	60	63	68
Warranty Coverages and Information	50	41	42	43	47	43	40	42	39	44	43
Selection and Variety of Products and Services Offered	200	167	145	143	165	168	165	151	140	131	136
Total Points	1,000	798	768	743	847	848	775	793	730	762	783
Rank Order		14	24	27	4	3	21	16.5	30	25	18


Ginger Line, CPPB, NJPA


Keith Hanson, CPA, NJPA


Kim Austin, NJPA


Chris Robinson, JD, NJPA


Gregg Meierhofer, CPPO, NJPA